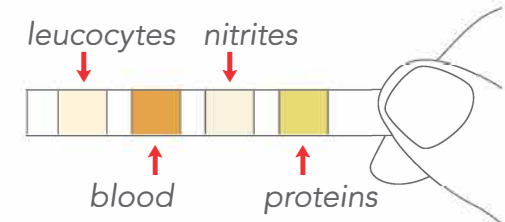




CE
0483

berkeleyhealth URINARY TRACT INFECTION

Self-Test for the detection of leukocytes, blood, nitrites and proteins in urine



URINARY TRACT INFECTION

Urinary tract infection (UTI) is a collective term that describes any infection involving any part of the urinary tract, namely the kidneys, ureters, bladder and urethra. It is one of the most common infections in local primary care.

WHO ARE THE INTENDED USERS

The test should be performed in presence of the following symptoms: excessive frequency and/or burning during urination, turbid and/or bad-smelling urine.

WHY - BENEFITS

Checking the presence of urinary tract infections is a useful tool to verify the general health status of the urinary system.

TEST PRINCIPLE

URINARY TRACT INFECTION TEST detects the presence of non-physiological levels of leukocytes, blood, nitrites and proteins in urine thanks to specific chemical reactions which are visible with a colour change of the reactive area.

CLINICAL EVIDENCES

1. Chee Wei Tan, MMed, MCFP1 and Maciej Piotr Chlebicki, MBBS, ABIM2: "Urinary tract infections in adults" Singapore Med J. 2016 Sep; 57(9):
2. Copp H.L., Schmidt B.: "Work up of Pediatric Urinary Tract Infection". Urol Clin North Am. 2015 Nov; 42(4): 519–526.

TECH SPECS

CUT-OFF	
Leukocytes	9 leu/ μ L
Blood free haemoglobin Protein	0.018 mg/dL or 5 Ery/ μ L
Nitrite	7.5 mg/dL
	0.05 mg/dL

OVERALL ACCURACY	
Leukocytes	97.6%
Blood	96.0%
Protein	88.0%
Nitrite	100%

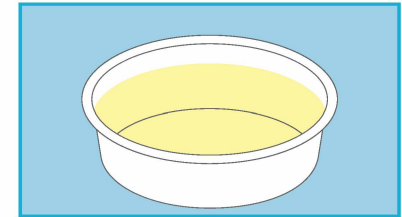
Performance data obtained by clinical study with 100 participants enrolled. U120 Urine Analyser has been utilized as reference method.

CONTENT:

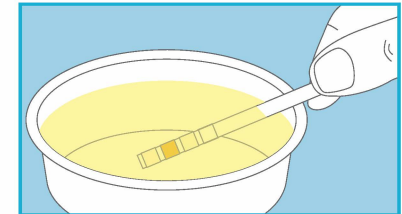
3 sealed aluminium pouches each containing: 1 test strip and 1 desiccant bag; 1 colour chart and 1 instructions for use leaflet.

HOW TO USE IT

1) The sample is the first urine of the day collected in a clean and dry cup, not provided with the kit.



2) Dip the strip-test for 1-2 seconds.



3) Wait for 2 minutes then check the colours of the strip-test.

